



SOUNDSTORM
MUSIC EDUCATION AGENCY

wave
arts education agency



Supported using public funding by
ARTS COUNCIL ENGLAND

Song 1 ... can you think of a title?

VERSE 1

This is a story about a boy and girl
Siblings they were, they got on very well
They lived on a hill which looked over a beach
Everyday they ran down there to play

CHORUS

Adventures they had
Building boats, building castles sun or rain
Digging holes, hiding in
Boy and girl oh so playful were their games

VERSE 2

Their mother she, watched them from their house
Smile so wide their play filled her with joy
Make believe imaginations free
A different story they would tell her every day

CHORUS

This is a story about a boy and girl

Music activities



Can you clap to the beat of the chorus?

and	1	and	2	and	3	and	4	and
Ad-	ventures			they	had			Building
	boats	building	castles	sun or	rain			Digging
	holes			hiding	in			Boy and
	girl	oh so	playful	were their	games			

What can you use at home to tap to the beat with? Maybe a wooden spoon on the floor? Maybe two spoons to bash together?

Tips and activities: Walk to the beat around the room whilst listening to the song. Tap your heart whilst singing the chorus. If you have a sibling maybe one of you can sing whilst the other taps to the beat.

Art and Literacy ideas

When you listen to this first song can you draw any pictures that come up for you? Then at the end can you decide on what the song should be called?

Can you colour in the boy and girl characters (attached separately), then maybe stick a lollipop stick or straw onto the back of the characters. Can you then act out the story of the first song?

Can you draw and decorate your own big sandcastles?

Home

VERSE 1

Washed up on the shore today
Feeling so lost now dum dum dum
In and out the waves I come
A child paddles dum dum dum
He picks me up and shouts hurray
Please put me back where I belong

CHORUS

Home is what I need
It's in the sea – 'Help me'
Home please help me find
That place where I belong
That place where I belong

VERSE 2

I do a little wiggle and stretch out wide
There's a boy and a girl now dum dum dum
They let out a gasp, never seen this before
I let a little laugh out dum dum dum
Their eyes are wide, smiles huge
Then they ask 'Who are you?'

CHORUS

VERSE 3

Magic fills each of my arms
1, 2, 3, 4 and 5
Hold on tight, smiles bright
Please take me back where I belong

CHORUS

Music activities



Can you clap your hands whenever you sing 'Dum dum dum'.

This is a rhythm that you are clapping. Maybe you can think what the difference is between clapping a rhythm and clapping to the beat.

Rhythm: Patterns of sounds or notes of different duration that fit into the pulse.

If you have a tuned instrument at home (this could be anything from a recorder to a keyboard to a glockenspiel) maybe you could play along to the 'dum, dum, dums'? Notes are C, B, A

1 2 3 4 1 2 3 4 1 2 3 4 1 2 3 4 1 2 3 4 1 2 3 4

Dum dum Dum Dum dum dum

A musical staff in 4/4 time showing a rhythmic pattern. The staff is divided into six measures. The first measure is a whole rest. The second measure contains a quarter rest, a quarter rest, a quarter note, and a quarter note. The third measure is a whole rest. The fourth measure contains a quarter rest, a quarter rest, a quarter note, and a quarter note. The fifth measure is a whole rest. The sixth measure is a whole rest. Below the staff, the rhythm is labeled as 'Dum dum Dum' under the second measure and 'Dum dum dum' under the fourth measure.

Art and Literacy ideas

Can you draw who/what you think this new being/thing/sea creature might look like?

What do you think its' home looks like? Can you either draw or write a description of this new being's home?

I am a Starfish

VERSE 1

I am a starfish and I want to play
Hold on tight and I will show you my world
Magic it will travel through you
Then you will see something new

CHORUS

Blue seas so sparkly is what you thought you'd see today
Tell me what you see, what are these shadows floating by?

VERSE 2

I am a starfish and I want to play
But all my friends they are hiding away
Something unfriendly is taking our homes
What can you see?

CHORUS

Blue seas so sparkly is what you thought you'd see today
Tell me what you see, what are these shadows floating by?

Music (and a bit of DT) activities



To **reuse** a plastic bottle, washed out tin or jar to create musical instruments. Fill it with rice, popping corn, lentils etc. to make a shaker.

To use the instruments to create texture at the end of each line in the chorus by shaking the shaker. Try starting quieter and getting louder, then louder and get quieter. This is called dynamics. What do you think sounds better?

Dynamics: How loud or quiet a sound is. The volume of the music.

Blue seas so sparkly is what you thought you'd see today.



Tell me what you see, what are these shadows floating by?



Literacy Activities

Can you fill in the speech bubble for Starfish? What would she want to tell the humans?

What are these shadows that are floating by? ... What is taking over Starfish's home? Can you pretend that you are Starfish and write a letter to the humans asking them for help.

Help Please!

VERSE 1

Let me introduce you to my friends today
They are here to help, listen to what they have to say
They've told me what these shadows are the dark that floats about
Rubbish, plastic, tins and more, they've seen it all before

CHORUS

Help please, can you make this ocean clean?
Help please, my friends are in need
Help please, our homes are being taken
Help please, my friends are in need.

VERSE 2

We always clean the beach but we know some others don't
Reduce, reuse, recycle we try to spread around
We know the ocean needs a clean and now we see it more
We'll spread the word so important to give you back your homes

CHORUS

Help please, can you make this ocean clean?
Help please, my friends are in need
Help please, our homes are being taken
Help please, my friends are in need.



Music activities

Can you remember what it means to tap to the beat?

Can you count how many beats are in each line of the chorus?

Can you tap along to the beat of the song?

Activity 1:

Find something from your home that you could use to tap to the beat with. Can you tap to the beat of the chorus?

Activity 2:

If you have a tuned instrument can you play along to the chorus?

See attached document with musical notes to follow along to. There are three different levels for you to follow along to.

Art ideas


I have attached a separate sheet with images of starfish on.

Step 1: Cut and stick unrecyclable bits of plastic up.

Step 2: Stick and collage onto an A4 piece of card or paper

Step 3: Colour in the starfish with different colours and patterns

Step 4: Cut and stick the starfish to create a pattern on top of your collage



Literacy Activities

To create a poster to raise awareness about plastic in our ocean.

Have a look at this great website to help you:

<https://www.kidsagainstplastic.co.uk/learn/>

Sing Together

VERSE 1

Starfish, yes we see a problem
Plastic, rubbish in the sea
We will try to make a difference
We'll work together, that's what we'll do, what we'll do,
what we'll do

CHORUS

Sing together sing out loud
Our blue planet needs us now
Sing together standing proud
Come together let's sort this now



Music activities



To write one more verse for 'Sing Together'.

Brainstorm loads of words and phrases about how you can help our ocean. Sing along to the verse until you really really know the tune. Start to sing along to the verse without lyrics. Remember to write these down so you don't forget!

Challenge: *To include any rhymes at the end of the lines.*



Art ideas

Can you get creative by creating an underwater scene by just using unrecyclable plastic?



Literacy Activities

Print out the picture of the boy and girl with the speech bubble.

Can you write what you think they are saying in the speech bubbles?



Goodbye my friend

Verse 1:

It is the time where we will say goodbye but you know we have had a real good time.

Starfish we will miss your funny laugh and your wiggle, the way you like to dance.

Magic travelled to our fingers and toes. We will never forget you but now it's time to go.

Chorus:

Goodbye our friend we are thanking you today for taking the time to share
All of your secrets and all of your fears, dark shadows and more.

Oh goodbye dear friend.

Verse 2:

Seen the ocean oh it's not brand new. Rubbish, plastic floating over you.

We will change things, we will clean your home. Back on land we will spread the word.

Chorus:

Goodbye our friend we are thanking you today for taking the time to share
All of your secrets and all of your fears, dark shadows and more.

Oh goodbye dear friend.

Outro:

(Swim now swim back to the surface.

Swim now the magic's wearing off) x 2

This is a story about a boy and girl

Art ideas

Can you make your own starfish character out of cardboard and papier mache?

Step 1: draw your starfish shape onto cardboard then carefully cut out.

Step 2: Crumple up newspaper and stick on with masking tape, wrapping all the way around.

Step 3: Make a paste with 2 parts flour and 1 part water to stick more newspaper all the way around.

Step 4: Let your starfish dry

Step 5: Paint your starfish any colours you like!



Literacy Activities

What will you miss about Starfish and your adventures with her underwater?

Can you either write or draw your favourite moment with Starfish?

Can you listen to all the songs and retell the whole story using words or pictures or both?

