



SOUNDSTORM
MUSIC EDUCATION AGENCY

wave
arts education agency



Supported using public funding by
ARTS COUNCIL ENGLAND

Song 1 ... can you think of a title?

VERSE 1

This is a story about a boy and girl
Siblings they were, they got on very well
They lived on a hill which looked over a beach
Everyday they ran down there to play

CHORUS

Adventures they had
Building boats, building castles sun or rain
Digging holes, hiding in
Boy and girl oh so playful were their games

VERSE 2

Their mother she, watched them from their house
Smile so wide their play filled her with joy
Make believe imaginations free
A different story they would tell her every day

CHORUS

This is a story about a boy and girl

Music activities



Can the children tap to the beat of the chorus?

| | | | | | | | | |
|-----|----------|----------|---------|------------|-------|-----|---|----------|
| and | 1 | and | 2 | and | 3 | and | 4 | and |
| Ad- | ventures | | | they | had | | | Building |
| | boats | building | castles | sun or | rain | | | Digging |
| | holes | | | hiding | in | | | Boy and |
| | girl | oh so | playful | were their | games | | | |

Can the children explain what the the beat or pulse of a song means?

Choose any untuned percussion instrument to play or clap hands or stomp to the beat.

Tips and activities: half the class play whilst the other half sing then swap round. Stand in a circle and walk to the beat whilst singing the chorus. Tap your heart to the beat whilst singing the chorus.

Art and Literacy ideas

Children to colour in the boy and girl characters (attached separately), stick lollipop sticks onto the back of the characters, then act out the story of the first song.

Children to draw their own big sandcastles and decorate with different crafts.

Children to write or draw a description of what the children's mum sees out of her window.

Home

VERSE 1

Washed up on the shore today
Feeling so lost now dum dum dum
In and out the waves I come
A child paddles dum dum dum
He picks me up and shouts hurray
Please put me back where I belong

CHORUS

Home is what I need
It's in the sea – 'Help me'
Home please help me find
That place where I belong
That place where I belong

VERSE 2

I do a little wiggle and stretch out wide
There's a boy and a girl now dum dum dum
They let out a gasp, never seen this before
I let a little laugh out dum dum dum
Their eyes are wide, smiles huge
Then they ask 'Who are you?'

CHORUS

VERSE 3

Magic fills each of my arms
1, 2, 3, 4 and 5
Hold on tight, smiles bright
Please take me back where I belong

CHORUS

Music activities



Can the children clap their hands whenever they sing 'Dum dum dum'.

Explain that this is a rhythm that you are clapping. What is the difference between clapping a rhythm and clapping to the beat?

Rhythm: Patterns of sounds or notes of different duration that fit into the pulse.

Use a tuned instrument (*this could be anything from a recorder to a keyboard to a glockenspiel*) to play along to the 'dum, dum, dums'? Notes are C, B, A

1 2 3 4 1 2 3 4 1 2 3 4 1 2 3 4 1 2 3 4 1 2 3 4

Dum dum Dum Dum dum dum

A musical staff in 4/4 time showing a rhythmic pattern. The staff is divided into four measures. The first measure contains a whole rest. The second measure contains a quarter rest, a quarter note, an eighth note, and a quarter note. The third measure contains a whole rest. The fourth measure contains a quarter rest, a quarter note, an eighth note, and a quarter note. The pattern is repeated. Below the staff, the words 'Dum dum Dum' and 'Dum dum dum' are written under the corresponding notes.

Art and Literacy ideas

Can the children draw who/what they think this new being/thing/sea creature might look like?

What do they think its' home looks like? Can they either draw/write a description of this new being's home?

I am a Starfish

VERSE 1

I am a starfish and I want to play
Hold on tight and I will show you my world
Magic it will travel through you
Then you will see something new

CHORUS

Blue seas so sparkly is what you thought you'd see today
Tell me what you see, what are these shadows floating by?

VERSE 2

I am a starfish and I want to play
But all my friends they are hiding away
Something unfriendly is taking our homes
What can you see?

CHORUS

Blue seas so sparkly is what you thought you'd see today
Tell me what you see, what are these shadows floating by?

Music (and a bit of DT) activities



To **reuse** a plastic bottle, washed out tin or jar to create musical instruments. Fill it with rice, popping corn, lentils etc. to make a shaker.

To use the instruments to create texture at the end of each line in the chorus by shaking the shaker. Try starting quieter and getting louder, then louder and get quieter. Explain these are dynamics. Ask the children what they think sounds better?

Dynamics: How loud or quiet a sound is. The volume of the music.

What happens when just a small group play their instruments? Ask the children if a 'thin' or 'thicker' texture works best.

Blue seas so sparkly is what you thought you'd see today.



Tell me what you see, what are these shadows floating by?



Literacy Activities

Can the children fill in the speech bubble for Starfish? What would she want to tell the humans? (attached separately for you to print out)

What are these shadows that are floating by? ... What is taking over Starfish's home? Can the children pretend that they are Starfish and write a letter to the humans asking them for help.

Help Please!

VERSE 1

Let me introduce you to my friends today
They are here to help, listen to what they have to say
They've told me what these shadows are the dark that floats about
Rubbish, plastic, tins and more, they've seen it all before

CHORUS

Help please, can you make this ocean clean?
Help please, my friends are in need
Help please, our homes are being taken
Help please, my friends are in need.

VERSE 2

We always clean the beach but we know some others don't
Reduce, reuse, recycle we try to spread around
We know the ocean needs a clean and now we see it more
We'll spread the word so important to give you back your homes

CHORUS

Help please, can you make this ocean clean?
Help please, my friends are in need
Help please, our homes are being taken
Help please, my friends are in need.



Music activities

Can the children remember what it means to tap to the beat?
Can they count how many beats are in each line of the chorus?
Can they now clap along to the beat?

Use a tuned instrument (this could be anything from a recorder to a keyboard to a glockenspiel) to play along to the chorus.

See attached document with musical notes to follow along to. There are three different levels for the children to follow along to.

Art ideas


I have attached a separate sheet with images of starfish on.

Step 1: Cut and stick unrecyclable bits of plastic up.

Step 2: Stick and collage onto an A4 piece of card

Step 3: Colour in the starfish with different colours and patterns

Step 4: Cut and stick the starfish to create a pattern on top of your collage



Literacy Activities

To create a poster to raise awareness about plastic in our ocean.

Have a look at this great website to help you:

<https://www.kidsagainstplastic.co.uk/learn/>

Sing Together

VERSE 1

Starfish, yes we see a problem
Plastic, rubbish in the sea
We will try to make a difference
We'll work together, that's what we'll do, what we'll do,
what we'll do

CHORUS

Sing together sing out loud
Our blue planet needs us now
Sing together standing proud
Come together let's sort this now

Music activities




To write one more verse for 'Sing Together'.

Tips: To ask the children how many lines are in each verse then count how many beats are in each line. La the verse whilst tapping to the beat.

Brainstorm lots of words and phrases about how they can help our ocean. Ask the children how we can use these words and phrases to make up each line of our verse.

Challenge: *To include any rhymes at the end of the lines.*



Art ideas

Can you get creative by creating an underwater scene by just using unrecyclable plastic?



Literacy Activities

Print out the picture of the boy and girl with the speech bubble.

Can the children write what they think they are saying in the speech bubbles?



Goodbye my friend

Verse 1:

It is the time where we will say goodbye but you know we have had a real good time.

Starfish we will miss your funny laugh and your wiggle, the way you like to dance.

Magic travelled to our fingers and toes. We will never forget you but now it's time to go.

Chorus:

Goodbye our friend we are thanking you today for taking the time to share
All of your secrets and all of your fears, dark shadows and more.

Oh goodbye dear friend.

Verse 2:

Seen the ocean oh it's not brand new. Rubbish, plastic floating over you.

We will change things, we will clean your home. Back on land we will spread the word.

Chorus:

Goodbye our friend we are thanking you today for taking the time to share
All of your secrets and all of your fears, dark shadows and more.

Oh goodbye dear friend.

Outro:

(Swim now swim back to the surface.

Swim now the magic's wearing off) x 2

This is a story about a boy and girl



Music activities

Listen back to the end of the song. What do the children notice? (*See if the children can link this song to the beginning song*)



Hand out a range of instruments to the children - something you can tap, shake, scrape, ting.

Model to the children how you can describe the words using sounds. This can be represented by images, for example a wiggly line could mean you would shake. Show children example graphic score, what do they think each symbol means?

As a class create your own graphic scores by drawing over some of the words where their different sounds could go. Consider texture and dynamics.

Can the children now play their composition along with the song?

Challenge: to split the children into small groups for them to create their own graphic scores to perform to their class.

Art ideas

Can you make your own starfish character out of cardboard and papier mache?

Step 1: draw your starfish shape onto cardboard then carefully cut out.

Step 2: Crumple up newspaper and stick on with masking tape, wrapping all the way around.

Step 3: Make a paste with 2 parts flour and 1 part water to stick more newspaper all the way around.

Step 4: Let your starfish dry

Step 5: Paint your starfish any colours you like!




Literacy Activities

Ask the children what they would miss about Starfish and their adventures with her underwater?

Can they either write or draw their favourite moment with Starfish?

Can the children go back over the songs and retell the whole story using words or pictures or both?



The Final Performance

This is your performance, you know your class and what would work best for them all but here are some suggestions as mentioned in the 2nd CPD:

You could give each class ownership of the percussion for different songs so you can practise easily in your own class.

OR

If you are going to practise as a whole year group you could give different groups of children ownership of the percussion instruments for different songs whilst everyone else sings (a little percussion orchestra).

You could add actions to the songs so it is easier for the children to remember.

Please make the performance your own and enjoy!

